



SNATCH BLOCKS, REEVING BLOCKS, MANILA ROPE BLOCKS

WIRE ROPE BLOCKS

WIRE ROPE SNATCH BLOCKS



WIRE ROPE REEVING BLOCKS



SWL (kg)	Sheave diameter (mm)	Rope diameter (mm)
500	100	10 - 13
1 000	125	10 - 13
2 000	150	10 - 13
3 000	200	13 - 16
5 000	250	16 - 20
7 500	300	16 - 20
10 000	350	20 - 22

Snatch Blocks available up to 40 ton capacity for use with 38mm diameter Steel Wire Rope


Reeving Blocks available in excess of 100 ton capacity

Grease nipples for positive lubrication


Available with Forged Steel Hook, Swivel Oval Eye, Swivel Safety Shackle, or link and shackle

MANILA ROPE BLOCKS


GIN BLOCKS



PULLEY BLOCKS



RUNNING OUT BLOCKS



Manila Pulley Blocks available in single, double and treble sheaves for use with 10mm to 24mm diameter natural and synthetic fibre ropes

Gin Blocks available in 200kg, 300 kg and 400kg capacities

1 000kg **Running Out Blocks** with nylon sheave wheel